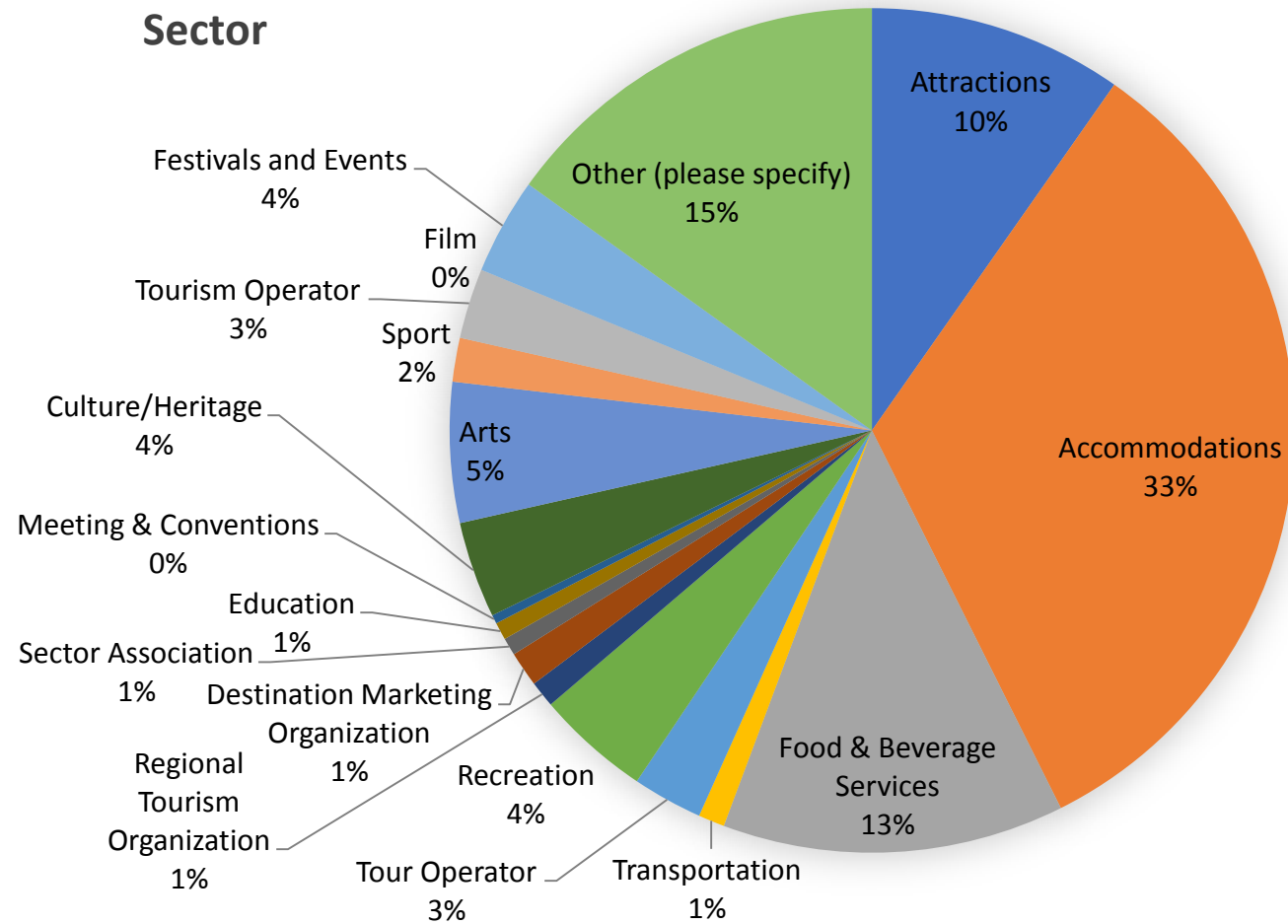




Ontario Regional Tourism Organization 9
Covid-19 Survey 2 Results
March 17-23 2020

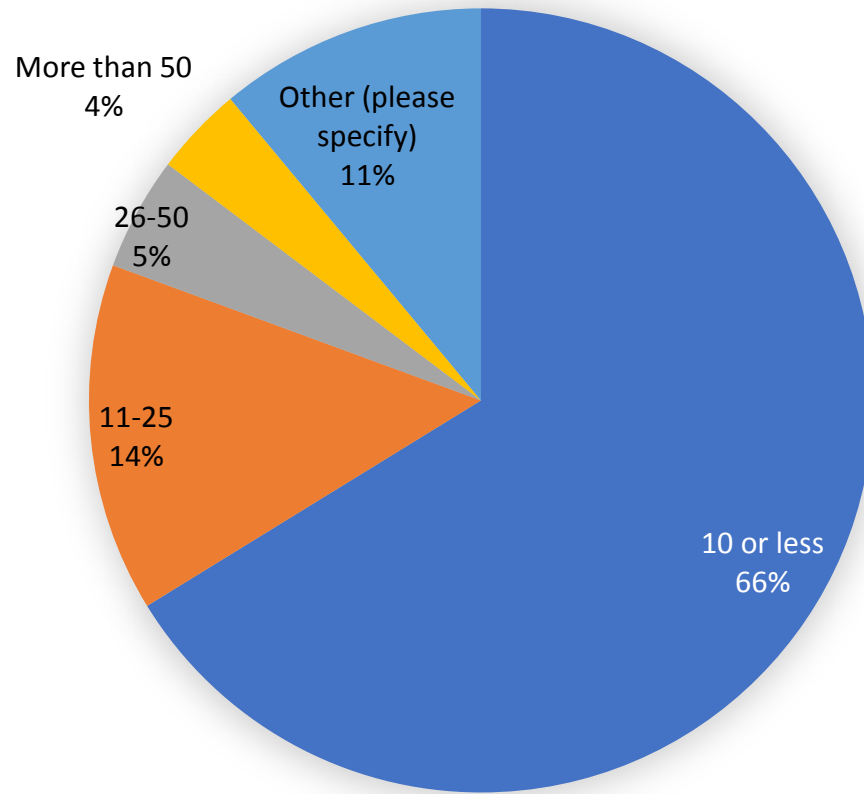
Which sector do you operate in? 284 completed surveys



Sectors	Value	%
Attractions	29	10%
Accommodation	98	33%
Food & Beverage	39	13%
Transportation	3	1%
Tour Operator	8	3%
Recreation	13	4%
RTO	3	1%
DMO	2	1%
Sector Association	2	1%
Education	2	1%
Meetings & Conventions	1	0%
Culture & Heritage	11	4%
Arts	16	5%
Sport	5	2%
Tourism Operator	8	3%
Film	0	0%
Festivals & Events	11	4%
Other (Please specify)	45	15%

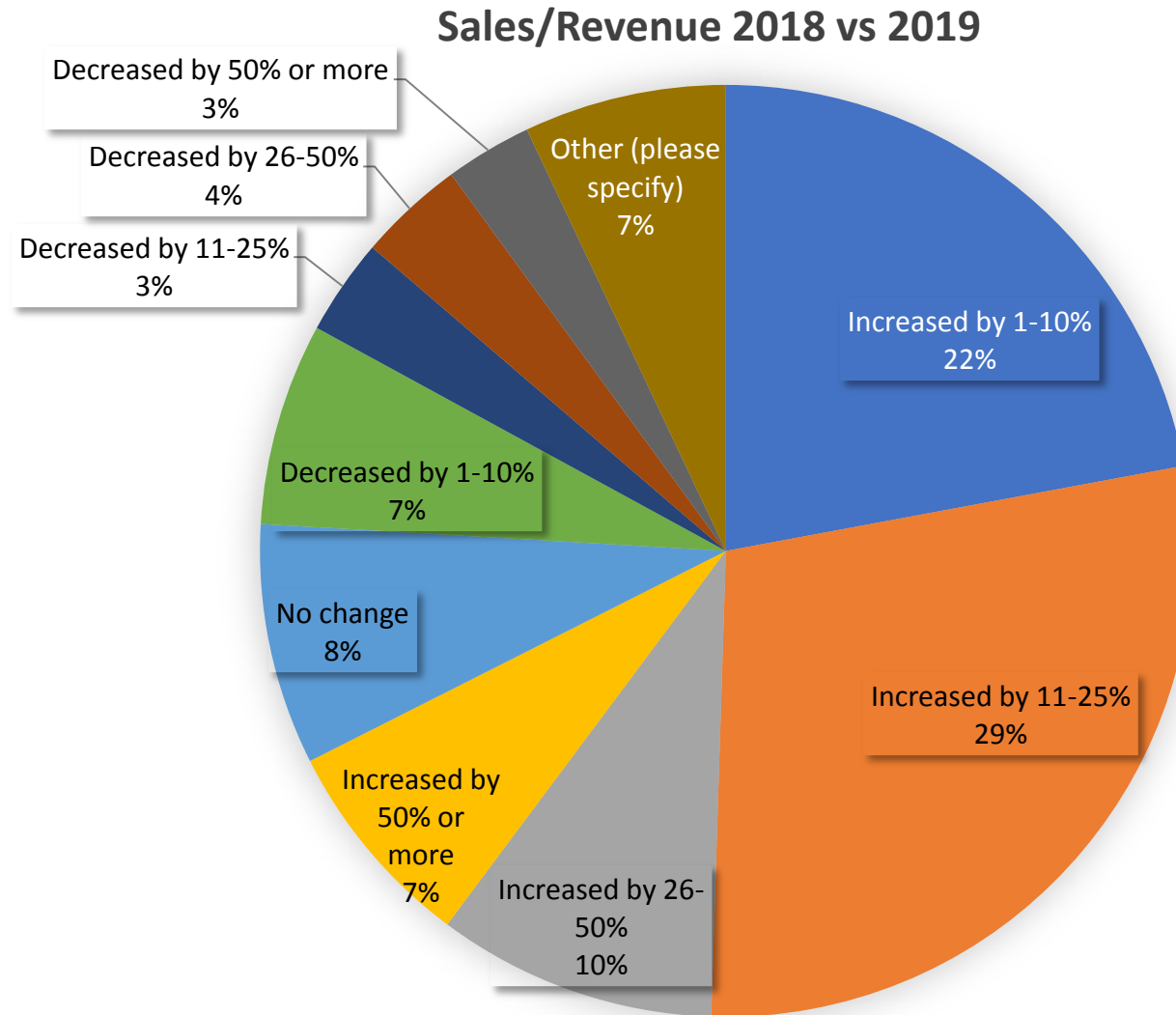
How many employees does your business have?

Number of Employees



Number of Employees	Value	%
10 or less	198	66%
11-26	43	14%
26-50	14	5%
More than 50	11	4%
Other (Please specify)	33	11%

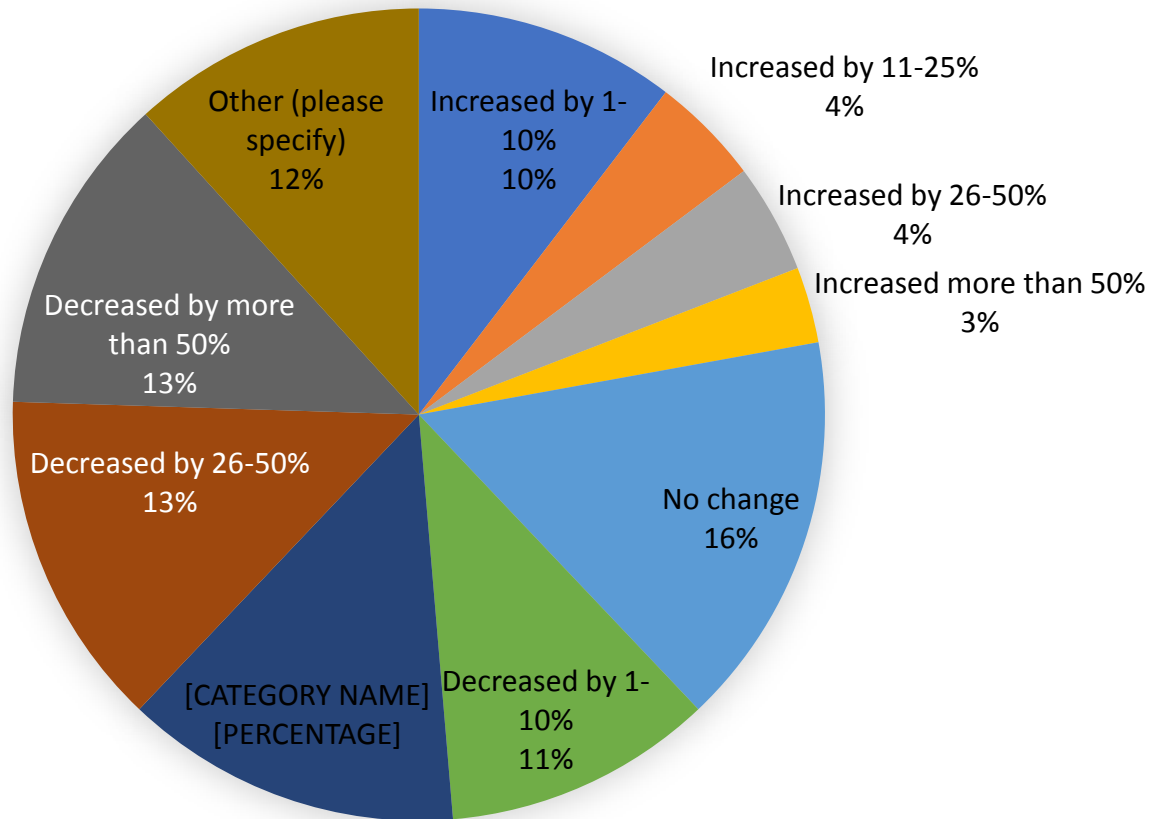
How much did your business sales/revenue grow or decline between 2019 vs. 2018?



Sales Increase/Decrease	Value	%
Increased by 1-10%	66	22%
Increased by 11-25%	85	28%
Increased by 26-50%	29	10%
Increased by 50% or more	22	7%
No change	25	8%
Decreased by 1-10%	21	7%
Decreased by 11-25%	10	3%
Decreased by 26-50%	11	4%
Decreased by 50% or more	9	3%
Other (please specify)	21	7%

What do your sales look like in the first three months of 2020 vs. 2019?

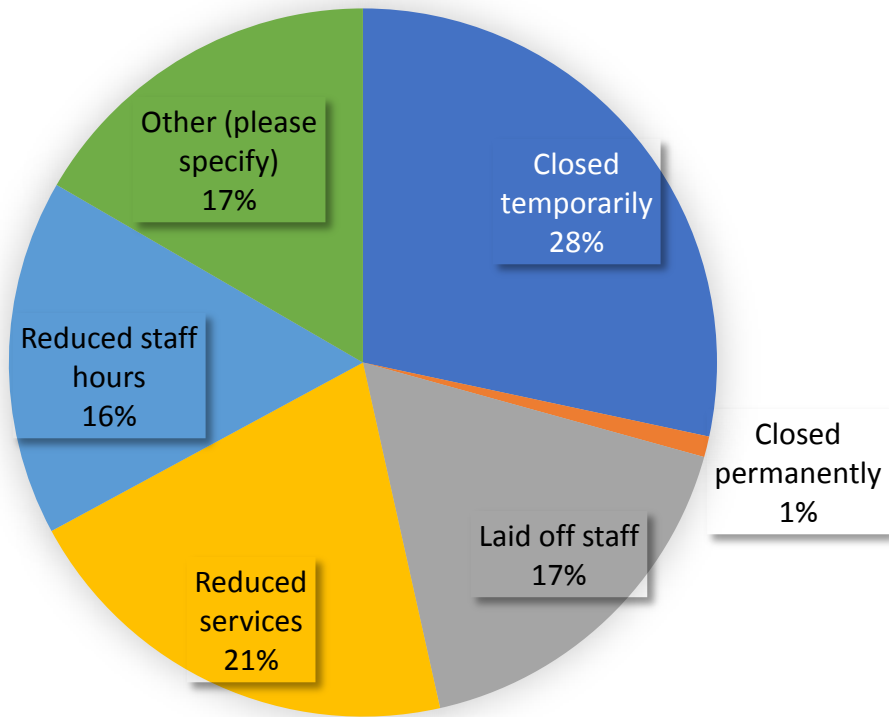
Sales in 2020 Q1



Sales Increase/Decrease	Value	%
Increased by 1-10%	31	10%
Increased by 11-25%	13	4%
Increased by 26-50%	13	4%
Increased by 50% or more	9	3%
No change	47	16%
Decreased by 1-10%	32	11%
Decreased by 11-25%	40	13%
Decreased by 26-50%	40	13%
Decreased by 50% or more	38	13%
Other (please specify)	35	12%

What actions have you taken as a result of COVID-19 (select all that apply)

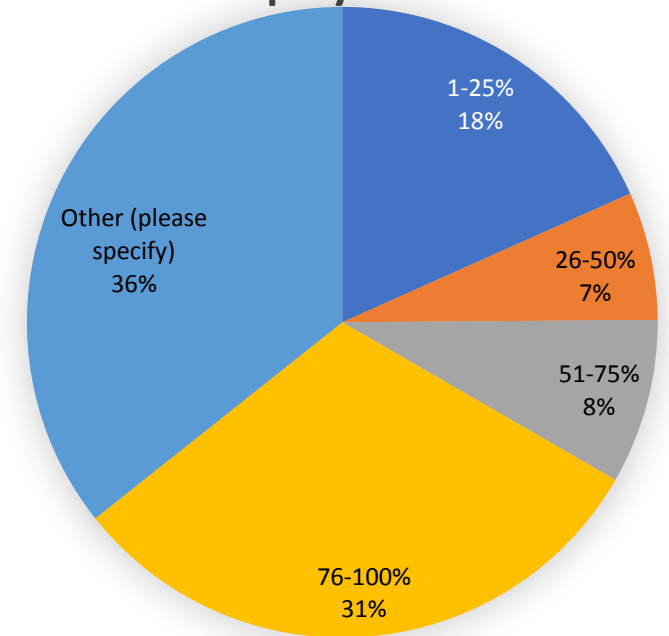
Actions as a Result of COVID-19



What Actions have you taken as a result of COVID-19 (select all that apply)	Value	%
Closed temporarily	144	28%
Closed permanently	5	1%
Laid off staff	90	18%
Reduced services	102	20%
Reduced staff hours	84	16%
Other (please specify)	85	17%

If you answered Yes to Employee layoffs

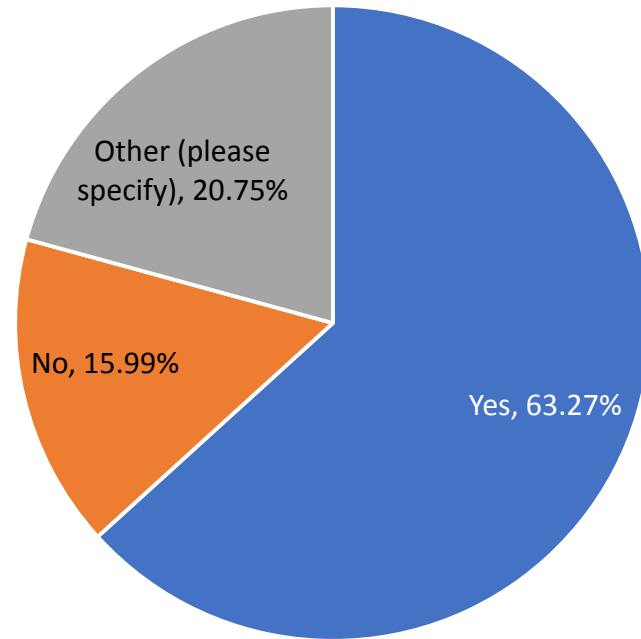
% of Employees Laid off



If you answered Yes	Value	%
1-25%	38	18%
26-50%	13	6%
51-75%	18	9%
76-100%	66	32%
Other (please specify)	71	34%

Do you require financial assistance from the Government to keep your business viable?

Financial Assistance?

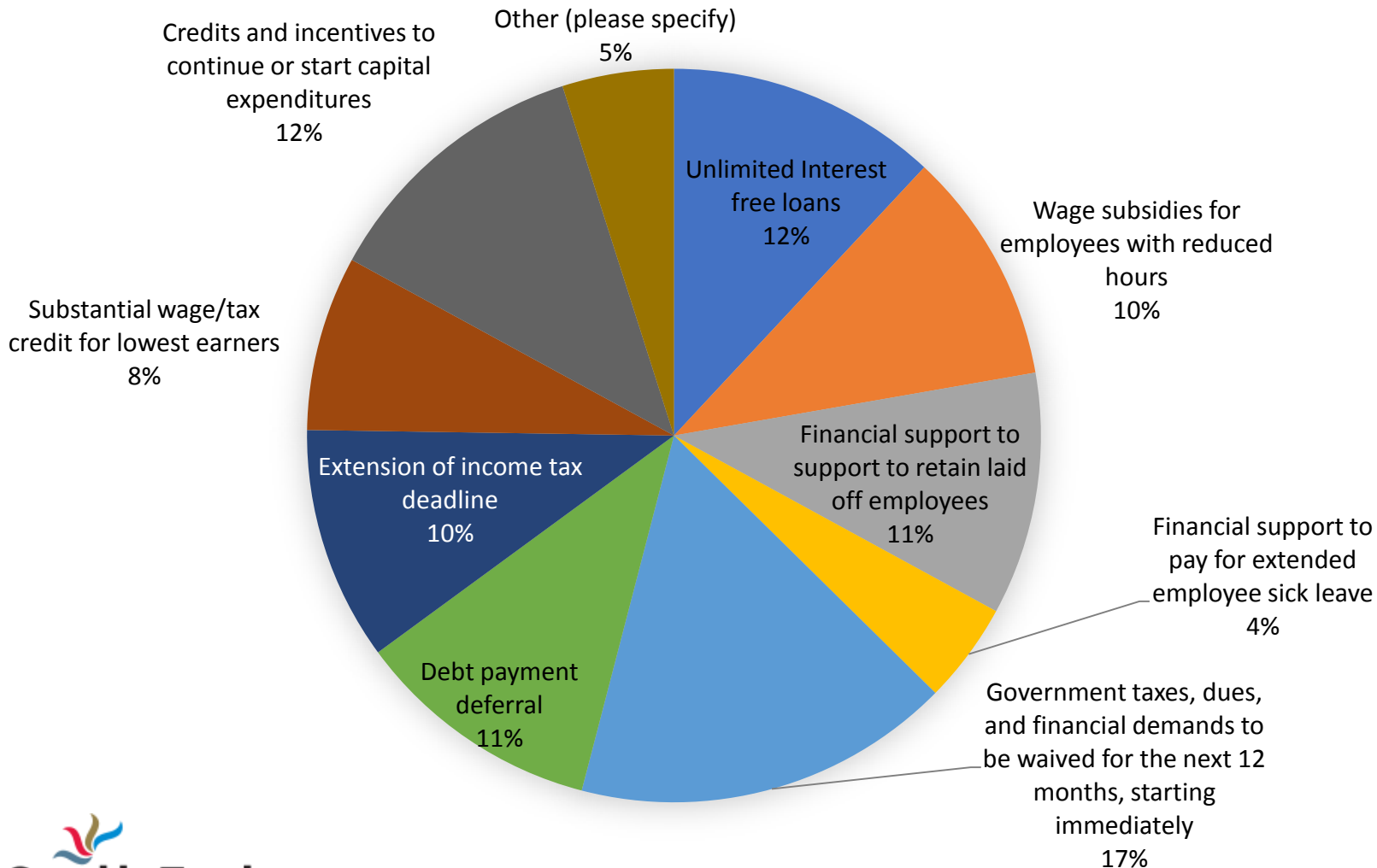


■ Yes ■ No ■ Other (please specify)

Do you require assistance?	Value	%
Yes	186	63%
No	47	16%
Other (please specify)	61	21%

What type of Financial Assistance/Stimulus do you require? Select all that apply.

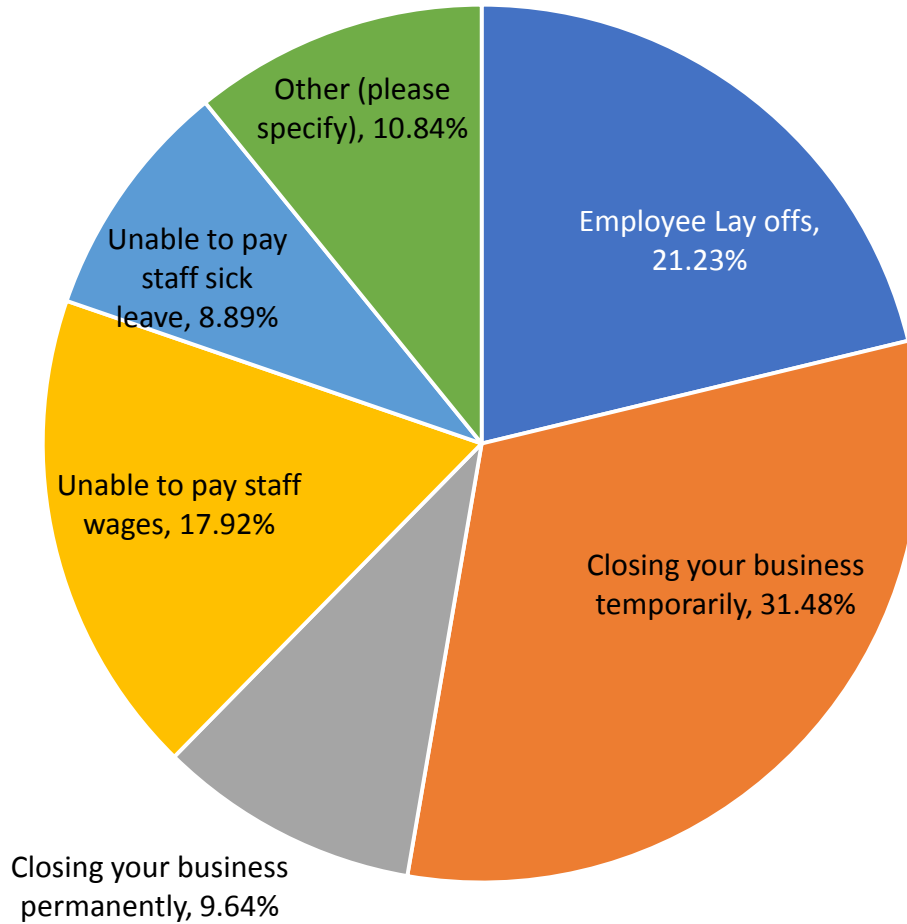
Financial Assistance/Stimulus Required



Kinds of Financial Support. Select all that Apply	Value	%
Unlimited Interest free loans	124	12%
Wage subsidies for employees with reduced hours	107	10%
Financial support to support to retain laid off employees	111	11%
Financial support to pay for extended employee sick leave	46	4%
Government taxes, dues, and financial demands to be waived for the next 12 months, starting immediately	173	17%
Debt payment deferral	113	11%
Extension of income tax deadline	107	10%
Substantial wage/tax credit for lowest earners	80	8%
Credits and incentives to continue or start capital expenditures	126	12%
Other (please specify)	51	5%

Looking ahead at the next three months, please indicate the risks your business is facing?
 Select all that apply.

Risks in the next 3 months



Risks in the next 3 months	Value	%
Employee Lay offs	141	21%
Closing your business temporarily	209	31%
Closing your business permanently	64	10%
Unable to pay staff wages	119	18%
Unable to pay staff sick leave	59	9%
Other (please specify)	72	11%