

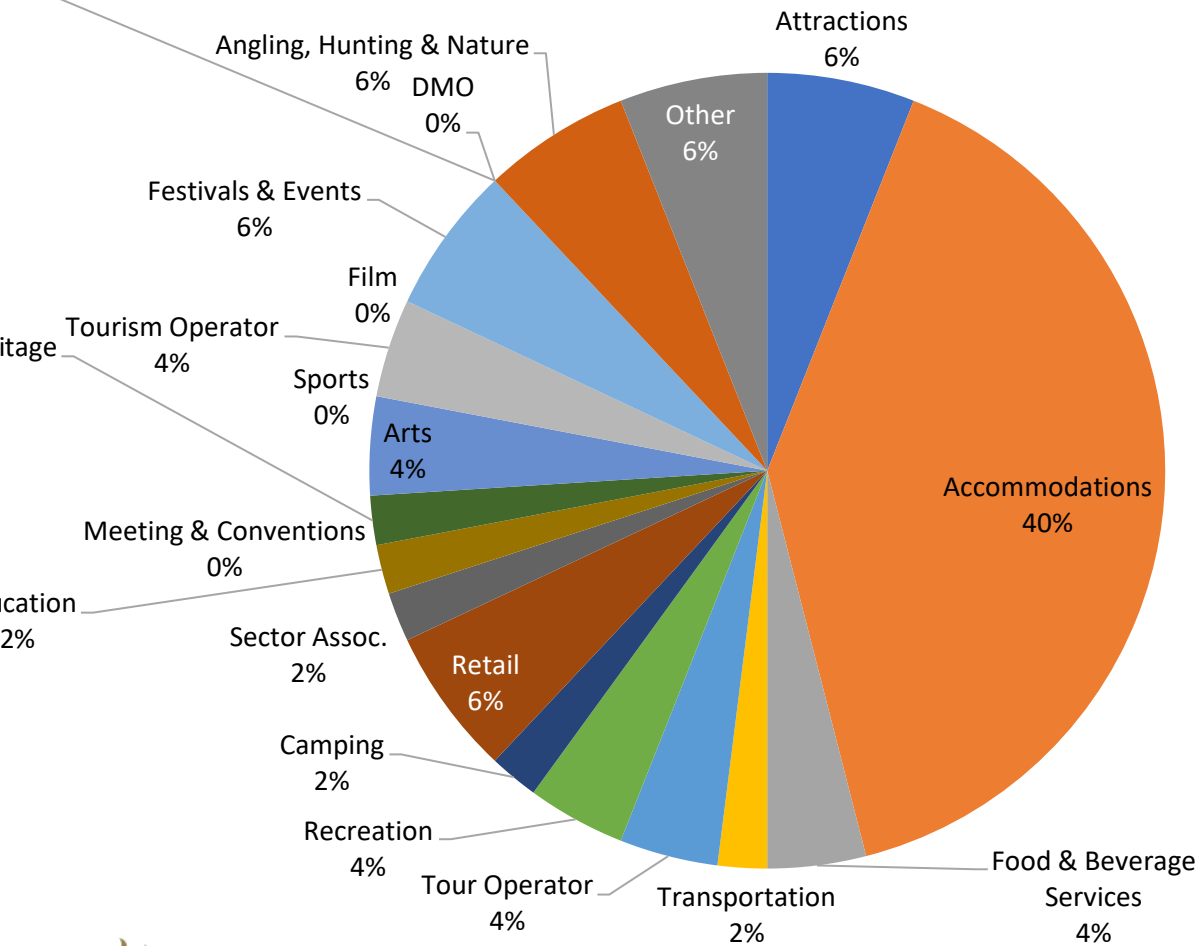


Regional Tourism Organization 9
Covid-19 Survey 6 Results
June 10 - 19, 2020

Which sector do you operate in?

50 completed surveys

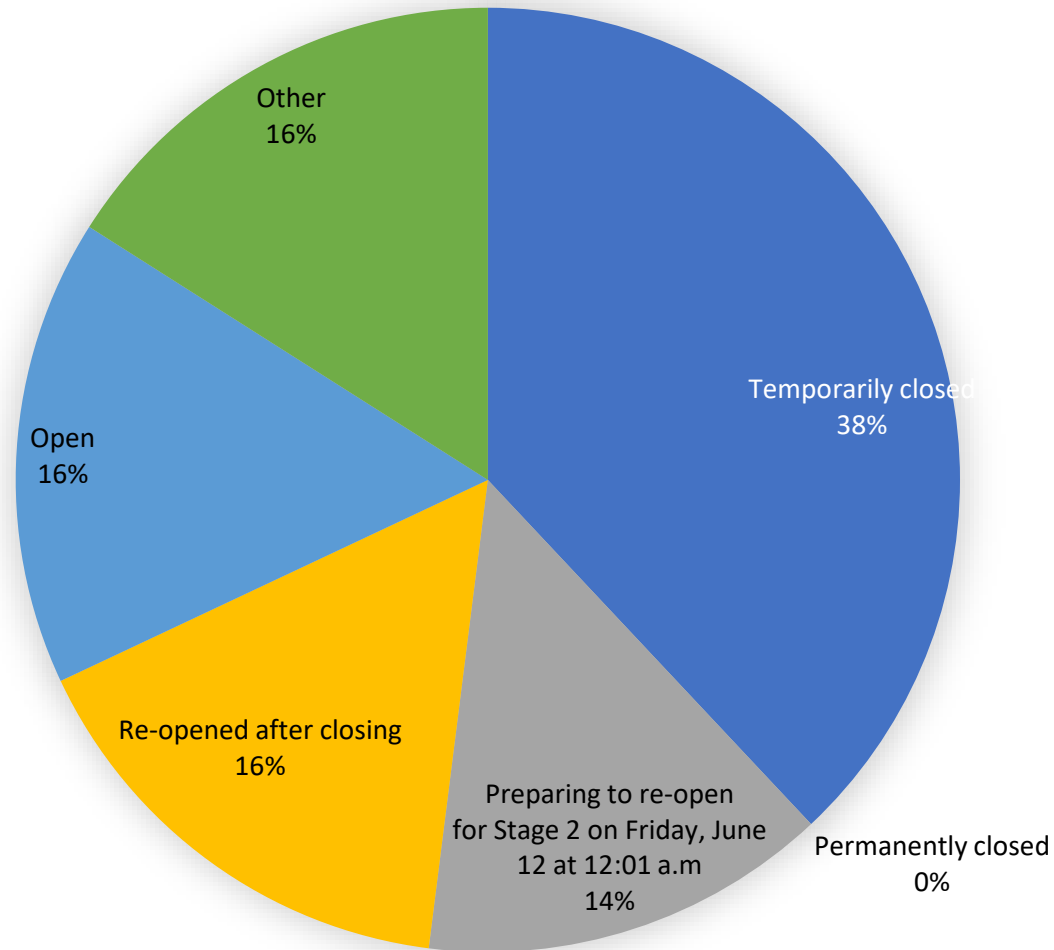
Sectors



Sectors	Value	%
Attractions	3	6.00%
Accommodations	20	40.00%
Food & Beverage Services	2	4.00%
Transportation	1	2.00%
Tour Operator	2	4.00%
Recreation	2	4.00%
Camping	1	2.00%
Retail	3	6.00%
Sector Association	1	2.00%
Education	1	2.00%
Meeting & Conventions	0	0.00%
Culture/Heritage	1	2.00%
Arts	2	4.00%
Sport	0	0.00%
Tourism Operator	2	4.00%
Film	0	0.00%
Festivals and Events	3	6.00%
Indigenous Tourism	0	0.00%
DMO	0	0.00%
Angling, Hunting & Nature	3	6.00%
Other	3	6.00%

What is the current status of your tourism business or operation?

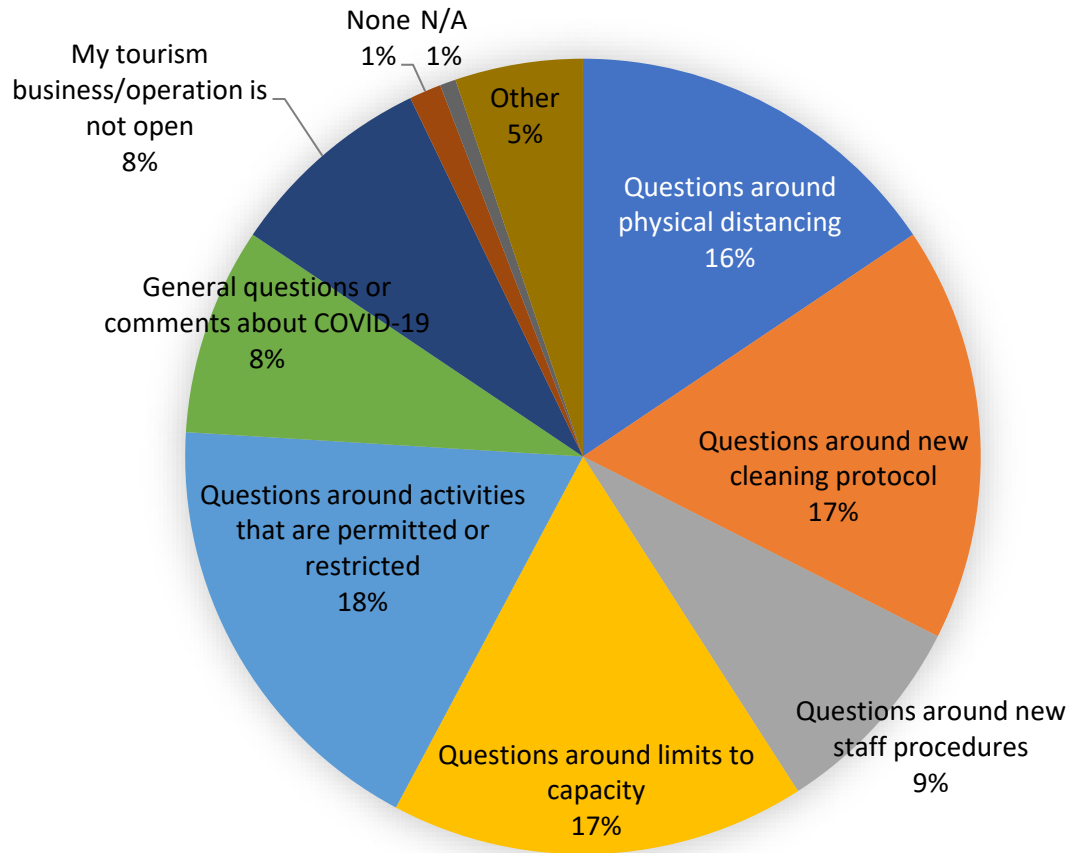
Current status of your business



Current status of your business	Value	%
Temporarily closed	19	38.00%
Permanently closed	0	0.00%
Preparing to re-open for Stage 2 on Friday, June 12 at 12:01 a.m	7	14.00%
Re-opened after closing	8	16.00%
Open	8	16.00%
Other	8	16.00%

What are the considerations and questions you are fielding from potential visitors to your business? Select all that apply

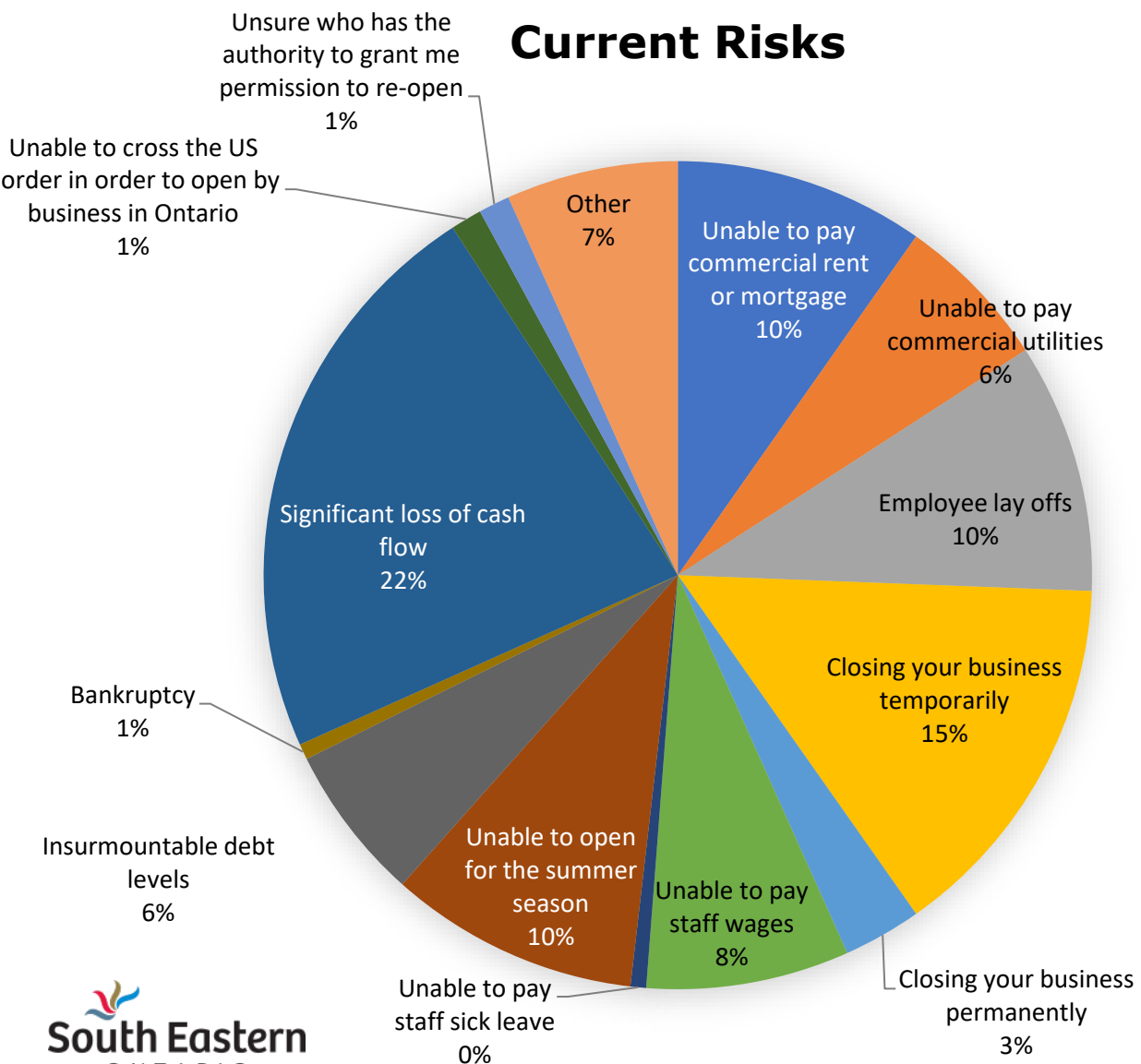
Considerations from Visitors



Considerations/Questions from Visitors. Select all that apply	Value	%	% of Total Surveys
Questions around physical distancing	24	15.58%	48.00%
Questions around new cleaning protocol	26	16.88%	52.00%
Questions around new staff procedures	13	8.44%	26.00%
Questions around limits to capacity	26	16.88%	52.00%
Questions around activities that are permitted or restricted	28	18.18%	56.00%
General questions or comments about COVID-19	13	8.44%	26.00%
My tourism business/operation is not open	13	8.44%	26.00%
None	2	1.30%	4.00%
N/A	1	0.65%	2.00%
Other	8	5.19%	16.00%

Please indicate the risks your tourism business is facing presently. Select all that apply

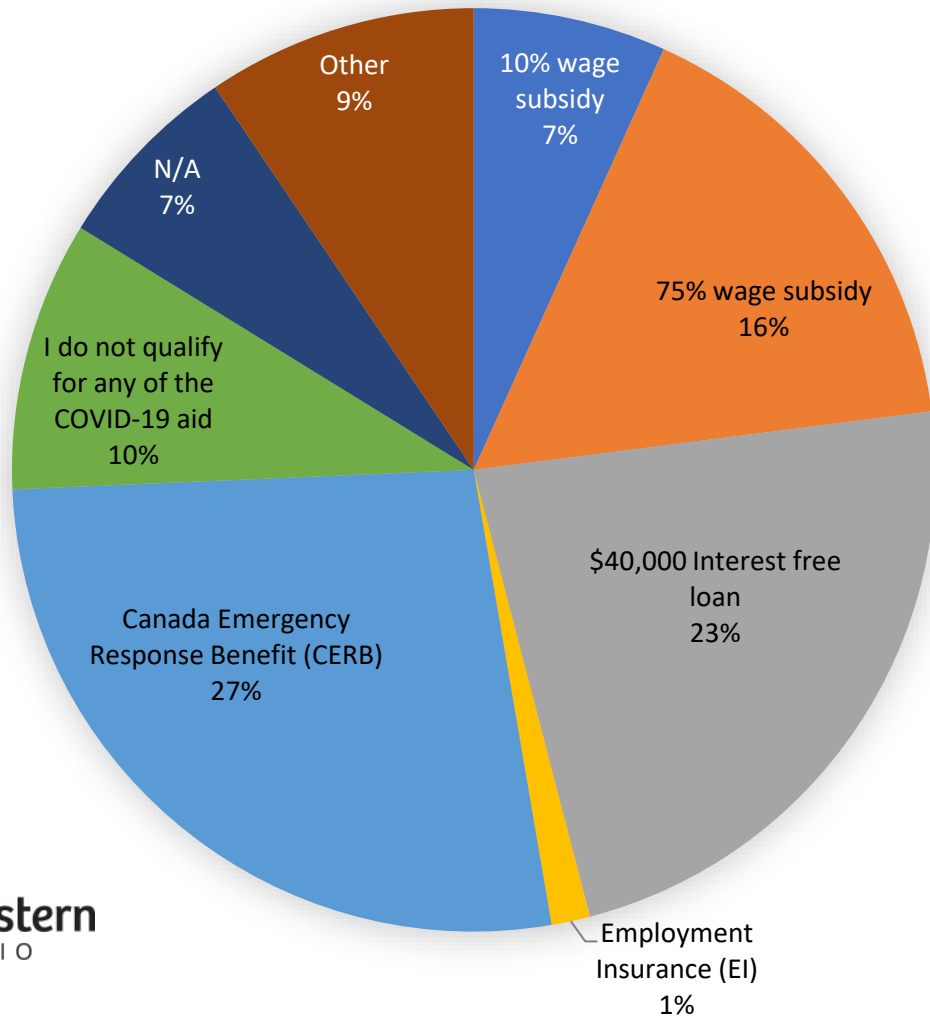
Current Risks



Current Risks Select all that apply	Value	%	% of Total Surveys
Unable to pay commercial rent or mortgage	16	9.76%	32.00%
Unable to pay commercial utilities	10	6.10%	20.00%
Employee lay offs	16	9.76%	32.00%
Closing your business temporarily	24	14.63%	48.00%
Closing your business permanently	5	3.05%	10.00%
Unable to pay staff wages	13	7.93%	26.00%
Unable to pay staff sick leave	1	0.61%	2.00%
Unable to open for the summer season	16	9.76%	32.00%
Insurmountable debt levels	10	6.10%	20.00%
Bankruptcy	1	0.61%	2.00%
Significant loss of cash flow	37	22.56%	74.00%
Unable to cross the US border in order to open by business in Ontario	2	1.22%	4.00%
Unsure who has the authority to grant me permission to re-open	2	1.22%	4.00%
Other	11	6.71%	22.00%

Please indicate which types of COVID-19 related aid you have received to date. Select all that apply

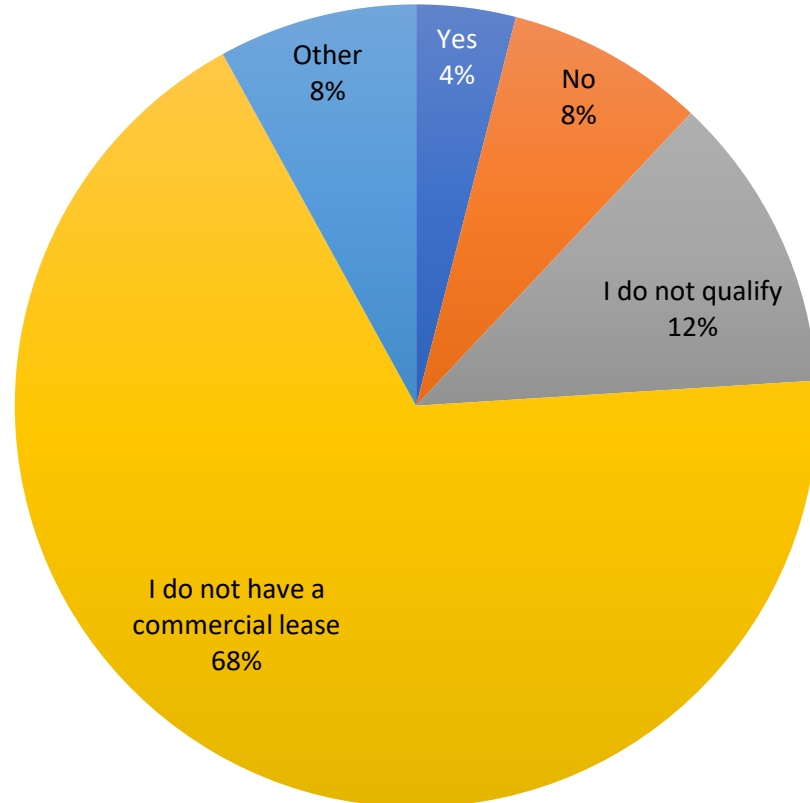
Which Types of COVID-19 Aid



Types of COVID-19 Aid Select all that apply	Value	%	% of Total Surveys
10% wage subsidy	5	6.76%	10.00%
75% wage subsidy	12	16.22%	24.00%
\$40,000 Interest free loan	17	22.97%	34.00%
Employment Insurance (EI)	1	1.35%	2.00%
Canada Emergency Response Benefit (CERB)	20	27.03%	40.00%
do not qualify for any of the COVID-19 aid	7	9.46%	14.00%
N/A	5	6.76%	10.00%
Other	7	9.46%	14.00%

Has your Landlord applied for the Ontario-Canada Emergency Commercial Rent Assistance (OCERCA) program?

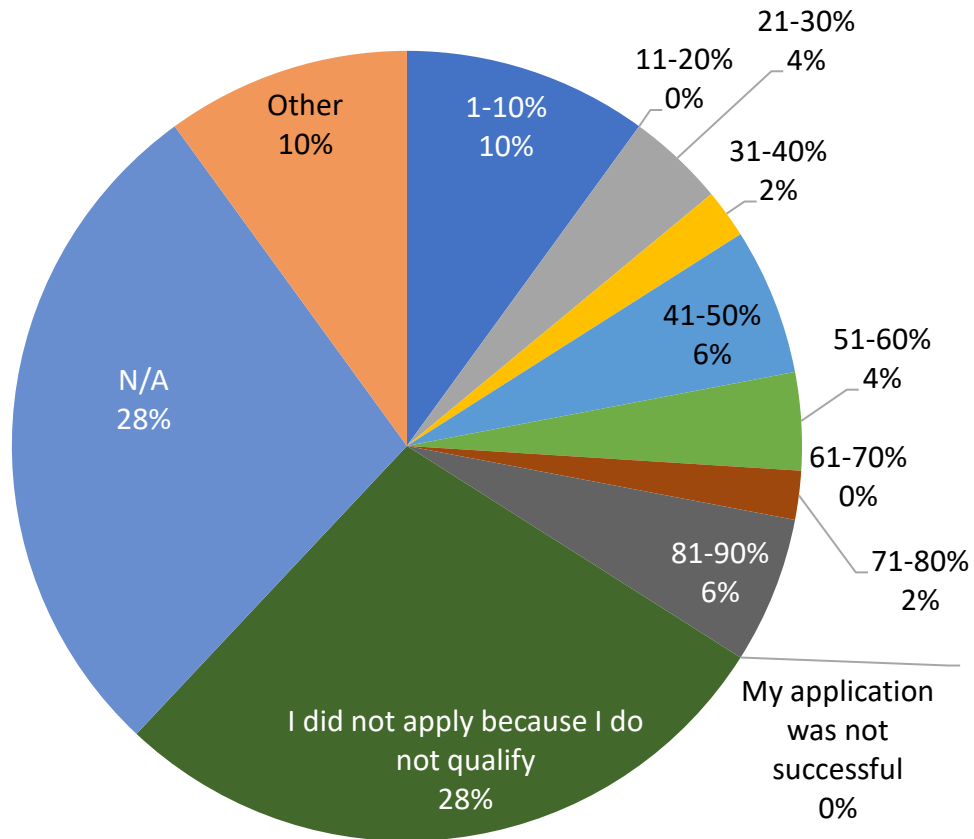
OCERCA Program



Has your Landlord applied for OCERCA	Value	%
Yes	2	4.00%
No	4	8.00%
I do not qualify	6	12.00%
I do not have a commercial lease	34	68.00%
Other	4	8.00%

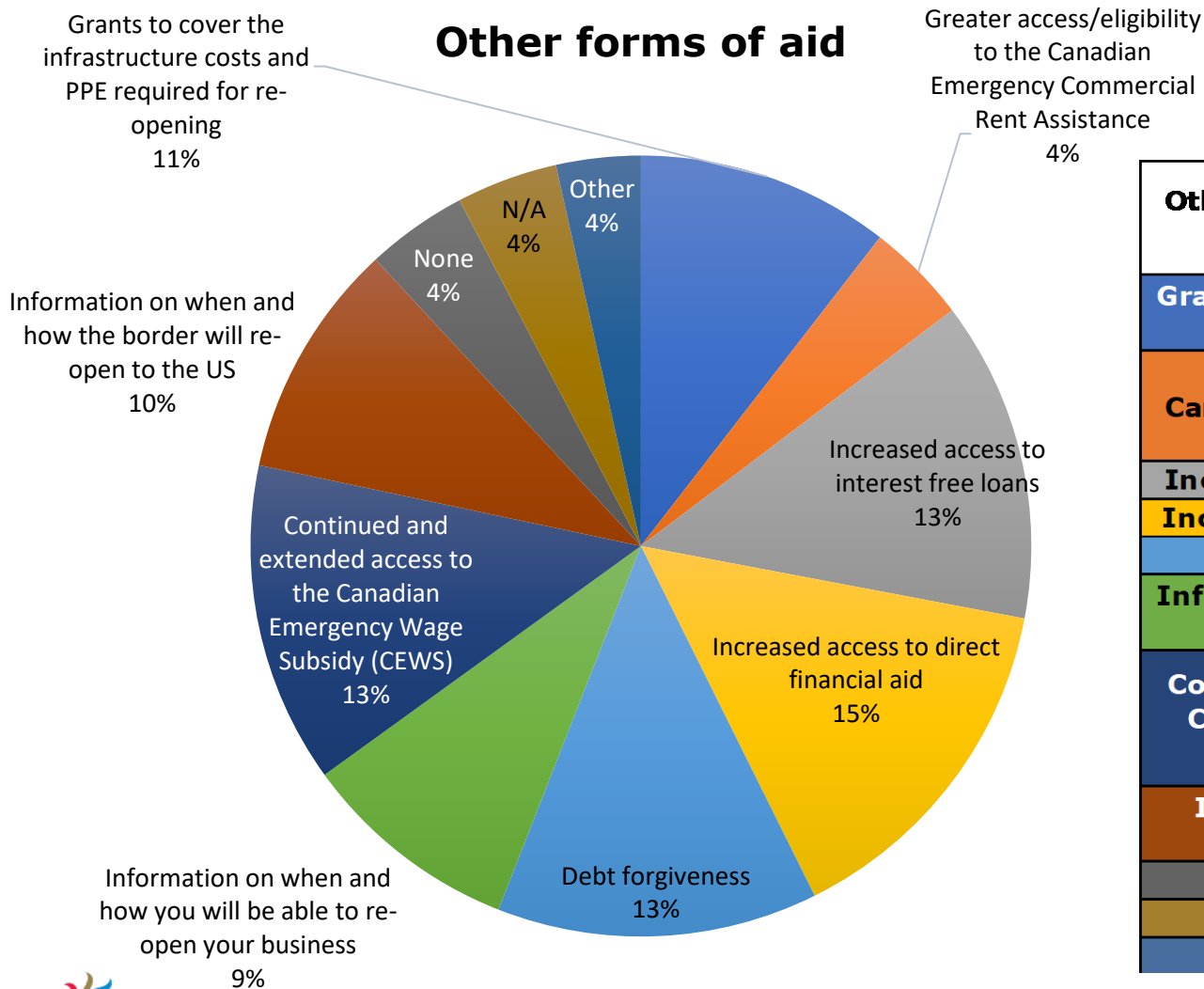
Please indicate what percentage of your workforce you were able to sustain with the Canadian Emergency Wage Subsidy (CEWS)?

CEWS



Percentage of your workforce you were able to sustain with CEWS	Value	%
1-10%	5	10.00%
11-20%	0	0.00%
21-30%	2	4.00%
31-40%	1	2.00%
41-50%	3	6.00%
51-60%	2	4.00%
61-70%	0	0.00%
71-80%	1	2.00%
81-90%	3	6.00%
91-100%	0	0.00%
My application was not successful	0	0.00%
I did not apply because I do not qualify	14	28.00%
N/A	14	28.00%
Other	5	10.00%

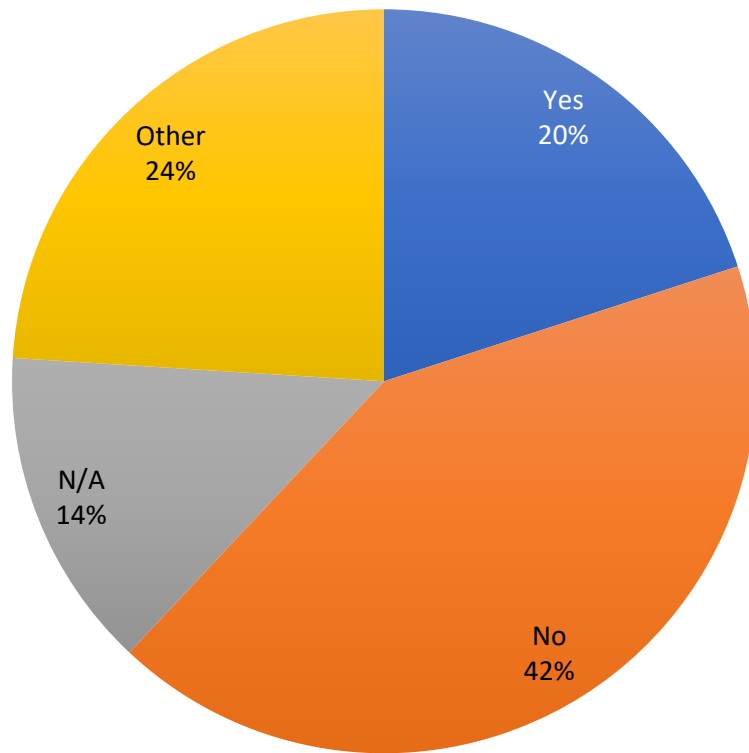
What other forms of aid/resources do you require during COVID-19? Select all that apply



Other forms of aid/resources required Select all that apply	Value	%	% of Total Surveys
Grants to cover the infrastructure costs and PPE required for re-opening	15	10.49%	30.00%
Greater access/eligibility to the Canadian Emergency Commercial Rent Assistance	6	4.20%	12.00%
Increased access to interest free loans	19	13.29%	38.00%
Increased access to direct financial aid	21	14.69%	42.00%
Debt forgiveness	19	13.29%	38.00%
Information on when and how you will be able to re-open your business	13	9.09%	26.00%
Continued and extended access to the Canadian Emergency Wage Subsidy (CEWS)	19	13.29%	38.00%
Information on when and how the border will re-open to the US	14	9.79%	28.00%
None	6	4.20%	12.00%
N/A	6	4.20%	12.00%
Other	5	3.50%	10.00%

Is the current COVID-19 Government aid sufficient to ensure that your tourism operation will remain economically viable?

Is the Government aid Enough?



Is the Government aid enough	Value	%
Yes	10	20.00%
No	21	42.00%
N/A	7	14.00%
Other	12	24.00%