

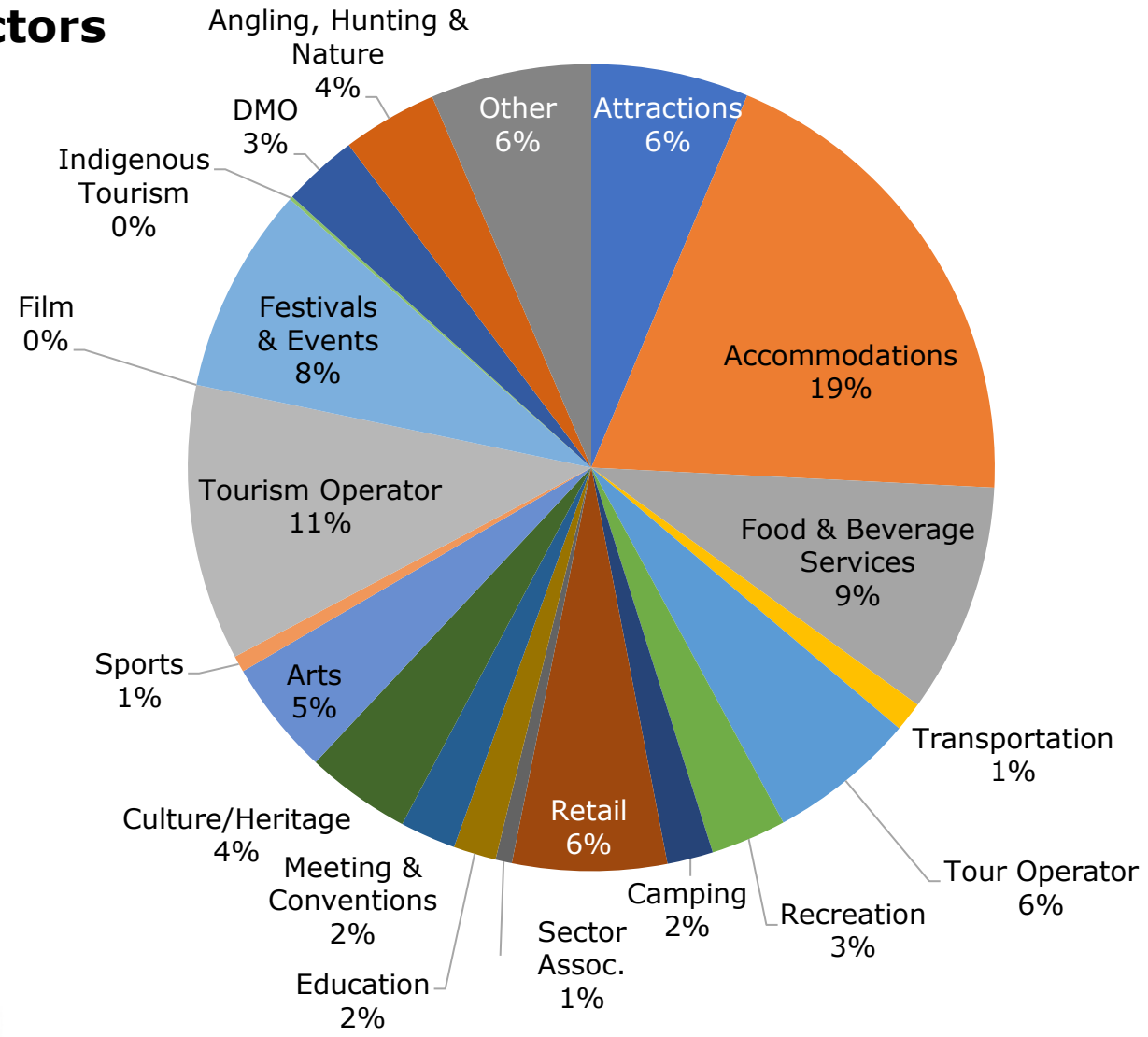


Ontario Regional Tourism Organizations  
Covid-19 Survey 6 Results  
June 10 - 19, 2020

# Which sector do you operate in?

760 completed surveys

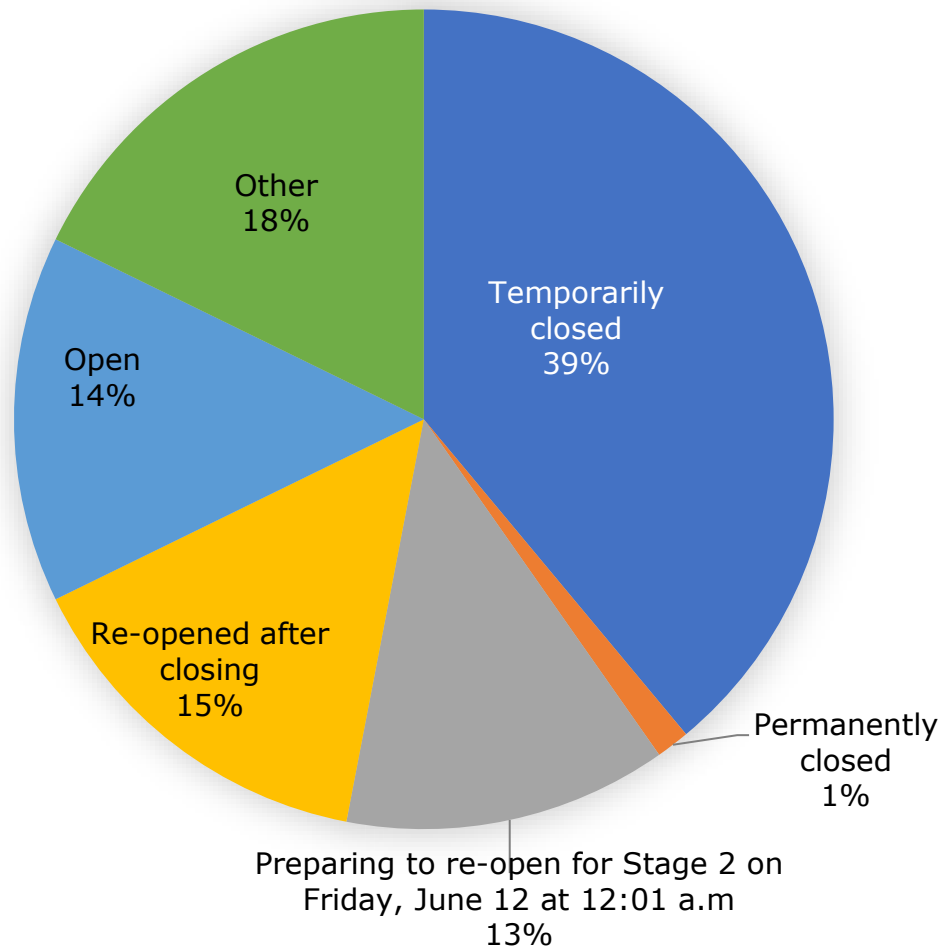
## Sectors



Sectors	Value	%
Attractions	48	6.32%
Accommodations	148	19.47%
Food & Beverage Services	70	9.21%
Transportation	9	1.18%
Tour Operator	45	5.92%
Recreation	23	3.03%
Camping	14	1.84%
Retail	47	6.18%
Sector Association	5	0.66%
Education	13	1.71%
Meeting & Conventions	17	2.24%
Culture/Heritage	32	4.21%
Arts	35	4.61%
Sport	5	0.66%
Tourism Operator	84	11.05%
Film	0	0.00%
Festivals and Events	63	8.29%
Indigenous Tourism	1	0.13%
DMO	23	3.03%
Angling, Hunting & Nature	29	3.82%
Other	49	6.45%

# What is the current status of your tourism business or operation?

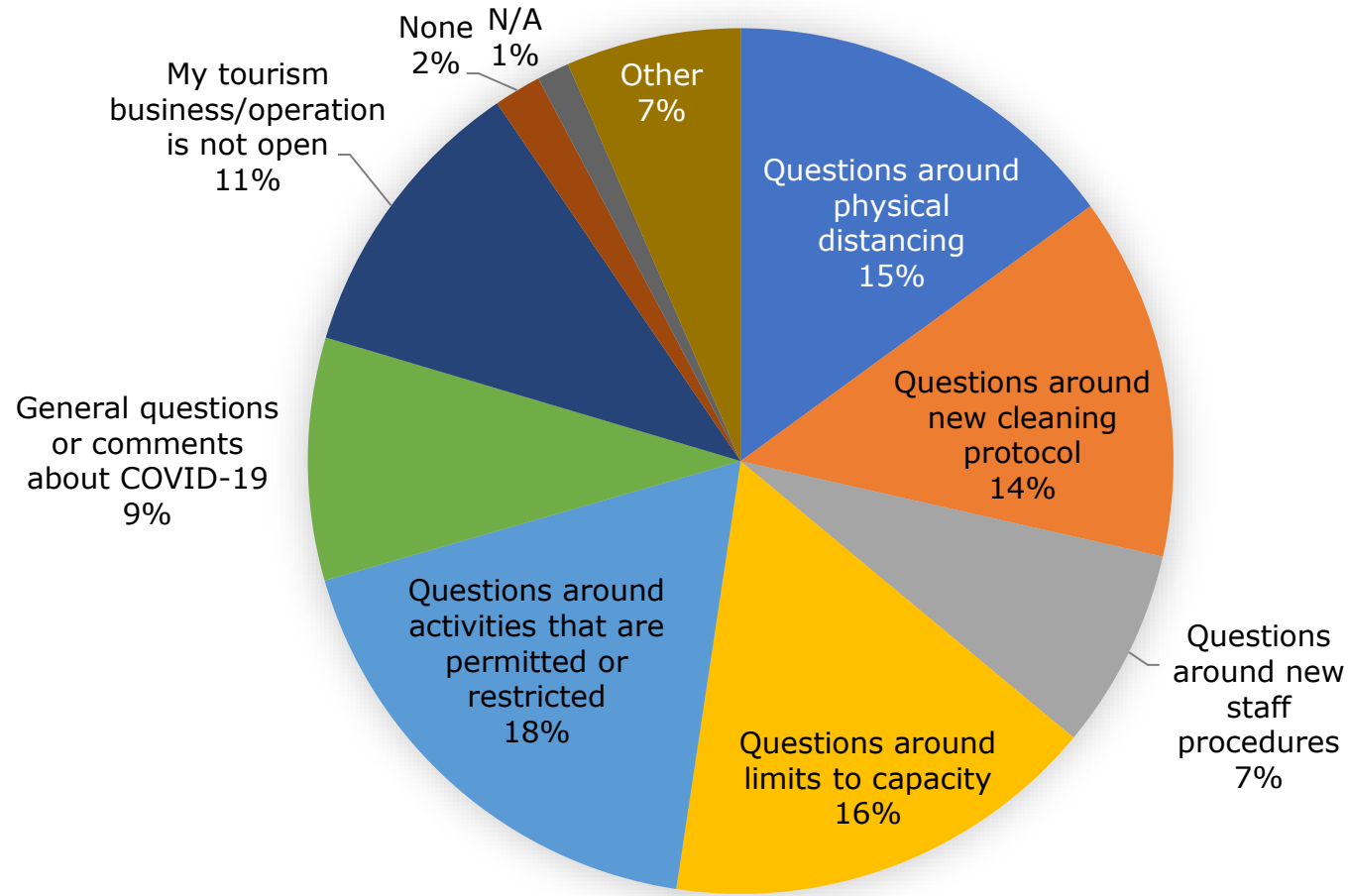
## Current Status



Current status of your business	Value	%
Temporarily closed	296	38.95%
Permanently closed	10	1.32%
Preparing to re-open for Stage 2 on Friday, June 12 at 12:01 a.m	97	12.76%
Re-opened after closing	112	14.74%
Open	110	14.47%
Other	135	17.76%

# What are the considerations and questions you are fielding from potential visitors to your business? Select all that apply

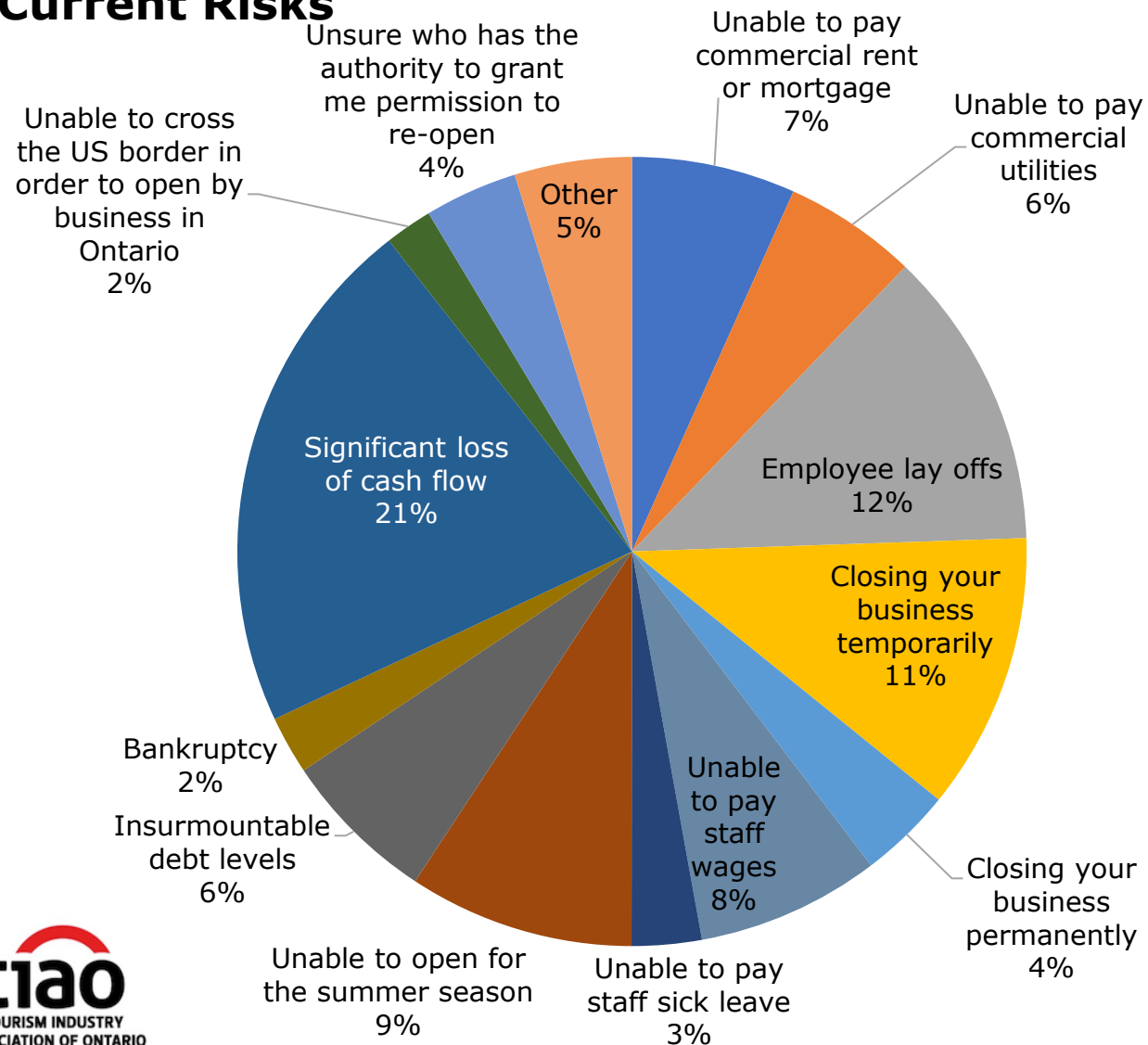
## Considerations from Visitors



Considerations/Questions from Visitors. Select all that apply	Value	%	% of Total Surveys
Questions around physical distancing	296	14.98%	38.95%
Questions around new cleaning protocol	268	13.56%	35.26%
Questions around new staff procedures	148	7.49%	19.47%
Questions around limits to capacity	323	16.35%	42.50%
Questions around activities that are permitted or restricted	359	18.17%	47.24%
General questions or comments about COVID-19	179	9.06%	23.55%
My tourism business/operation is not open	215	10.88%	28.29%
None	35	1.77%	4.61%
N/A	24	1.21%	3.16%
Other	129	6.53%	16.97%

# Please indicate the risks your tourism business is facing presently. Select all that apply

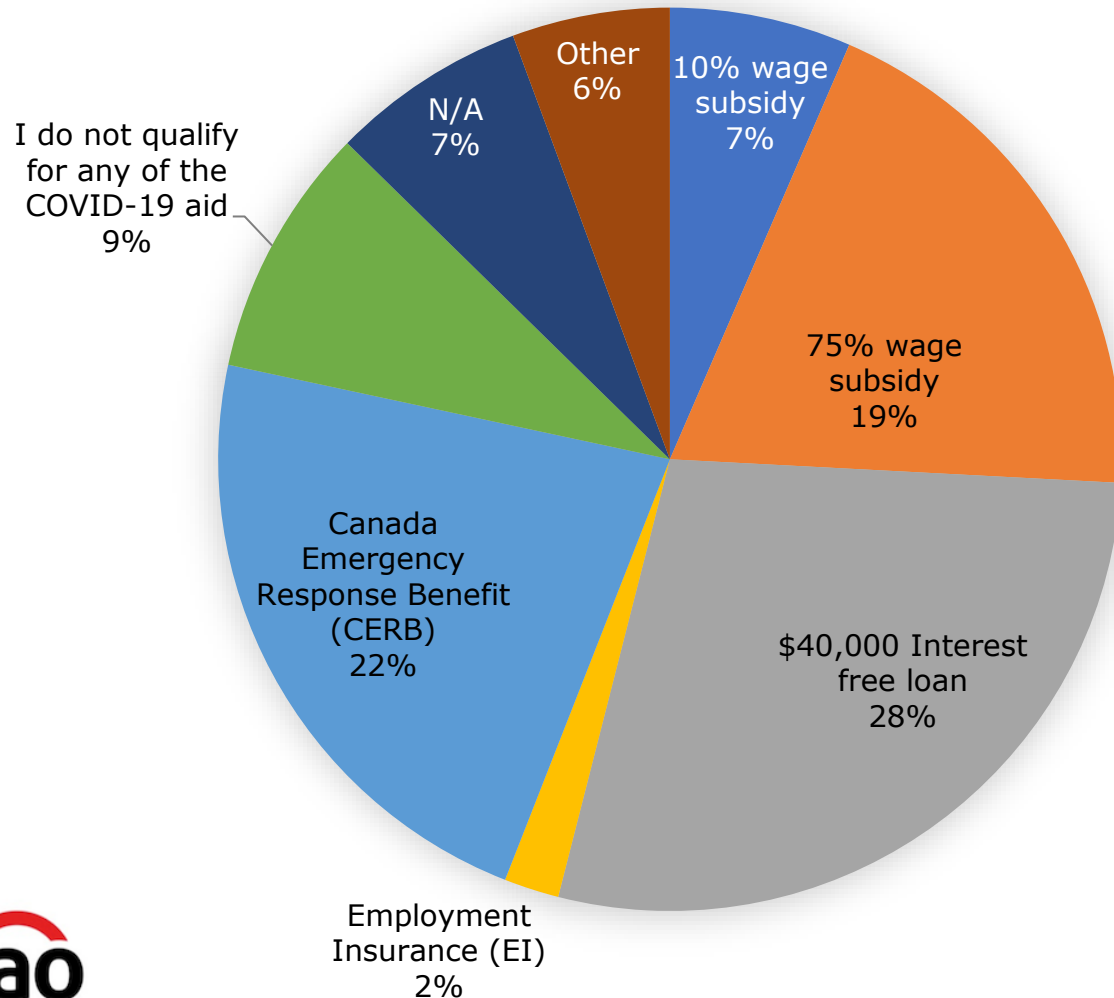
## Current Risks



Current Risks Select all that apply	Value	%	% of Total Surveys
Unable to pay commercial rent or mortgage	183	6.71%	24.08%
Unable to pay commercial utilities	149	5.46%	19.61%
Employee lay offs	335	12.28%	44.08%
Closing your business temporarily	310	11.37%	40.79%
Closing your business permanently	104	3.81%	13.68%
Unable to pay staff wages	205	7.52%	26.97%
Unable to pay staff sick leave	78	2.86%	10.26%
Unable to open for the summer season	252	9.24%	33.16%
Insurmountable debt levels	174	6.38%	22.89%
Bankruptcy	65	2.38%	8.55%
Significant loss of cash flow	584	21.42%	76.84%
Unable to cross the US border in order to open by business in Ontario	53	1.94%	6.97%
Unsure who has the authority to grant me permission to re-open	104	3.81%	13.68%
Other	131	4.80%	17.24%

Please indicate which types of COVID-19 related aid you have received to date. Select all that apply

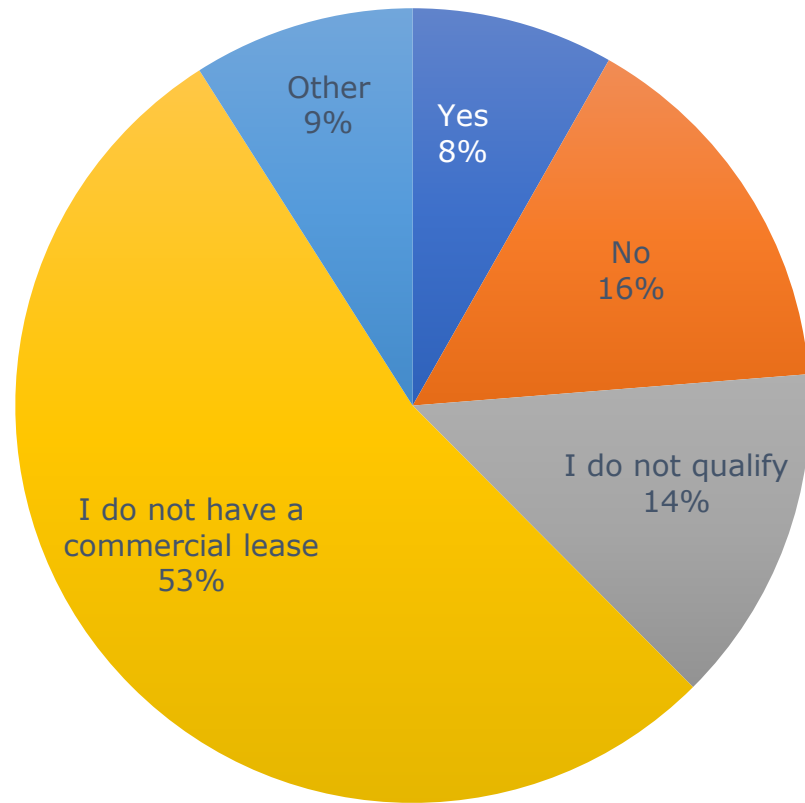
### Which Types of COVID-19 Aid



Types of COVID-19 Aid Select all that apply	Value	%	% of Total Surveys
10% wage subsidy	76	6.50%	10.00%
75% wage subsidy	226	19.33%	29.74%
\$40,000 Interest free loan	329	28.14%	43.29%
Employment Insurance (EI)	23	1.97%	3.03%
Canada Emergency Response Benefit (CERB)	262	22.41%	34.47%
I do not qualify for any of the COVID-19 aid	105	8.98%	13.82%
N/A	82	7.01%	10.79%
Other	66	5.65%	8.68%

# Has your Landlord applied for the Ontario-Canada Emergency Commercial Rent Assistance (OCERCA) program?

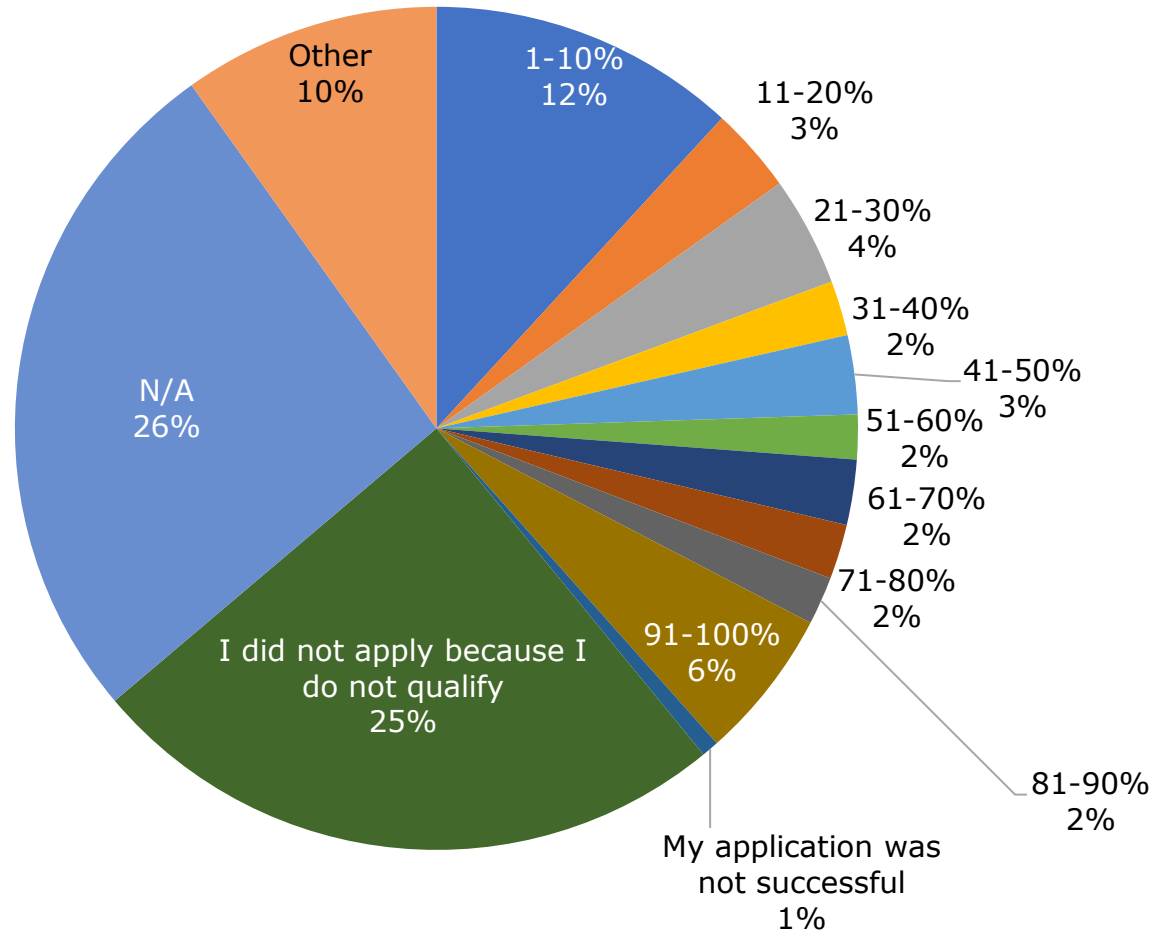
## OCERCA Program



Has your Landlord applied for OCERCA	Value	%
Yes	62	8.22%
No	117	15.52%
I do not qualify	104	13.79%
I do not have a commercial lease	403	53.45%
Other	68	9.02%

# Please indicate what percentage of your workforce you were able to sustain with the Canadian Emergency Wage Subsidy (CEWS)?

## CEWS

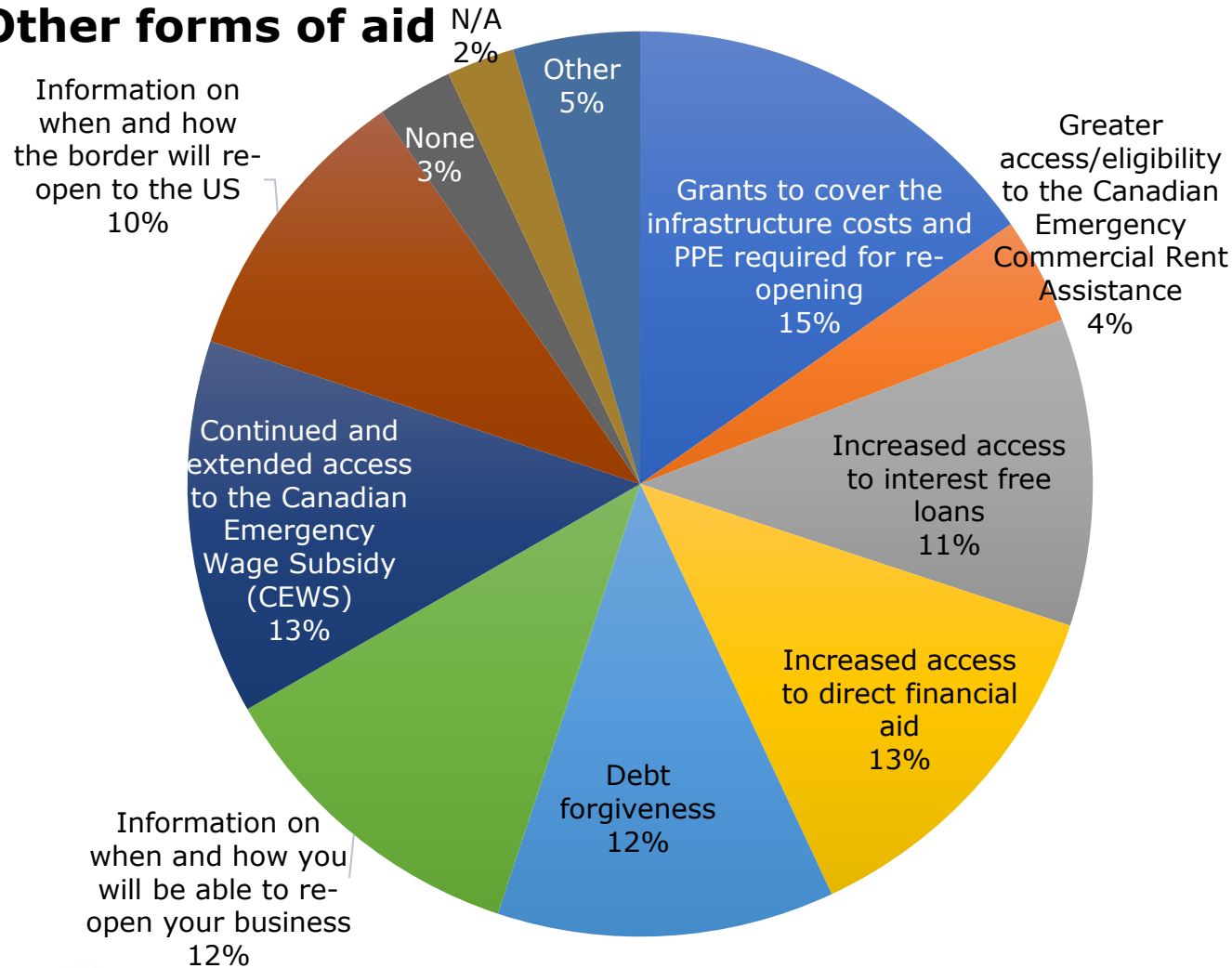


Percentage of your workforce you were able to sustain with CEWS	Value	%
1-10%	90	11.84%
11-20%	25	3.29%
21-30%	32	4.21%
31-40%	16	2.11%
41-50%	23	3.03%
51-60%	13	1.71%
61-70%	19	2.50%
71-80%	16	2.11%
81-90%	14	1.84%
91-100%	44	5.79%
My application was not successful	5	0.66%
I did not apply because I do not qualify	188	24.74%
N/A	200	26.32%
Other	75	9.87%



# What other forms of aid/resources do you require during COVID-19? Select all that apply

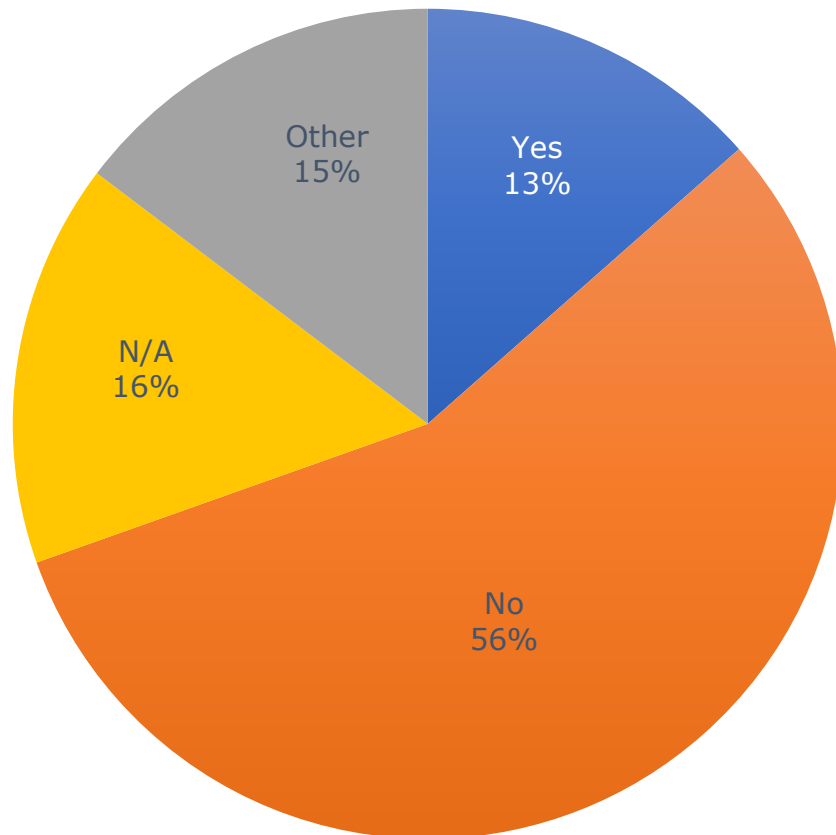
## Other forms of aid



Other forms of aid/resources required Select all that apply	Value	%	% of Total Surveys
Grants to cover the infrastructure costs and PPE required for re-opening	327	15.27%	43.03%
Greater access/eligibility to the Canadian Emergency Commercial Rent Assistance	82	3.83%	10.79%
Increased access to interest free loans	235	10.97%	30.92%
Increased access to direct financial aid	278	12.98%	36.58%
Debt forgiveness	258	12.04%	33.95%
Information on when and how you will be able to re-open your business	249	11.62%	32.76%
Continued and extended access to the Canadian Emergency Wage Subsidy (CEWS)	287	13.40%	37.76%
Information on when and how the border will re-open to the US	219	10.22%	28.82%
None	58	2.71%	7.63%
N/A	52	2.43%	6.84%
Other	97	4.53%	12.76%

# Is the current COVID-19 Government aid sufficient to ensure that your tourism operation will remain economically viable?

## Government aid



Is the Government aid enough	Value	%
Yes	102	13.49%
No	424	56.08%
N/A	119	15.74%
Other	111	14.68%